

Placement Data from Training and Placement Cell, IIT Patna (Year 2015-16)

Training and Placement Cell (TPC) of Indian Institute of Technology Patna, works as an interface between the institute and various industrial organizations, and employers. TPC Cell comprising of students' representative and faculty members facilitate the process of recruiting final year UG and PG students by providing administrative and logistic supports. The Cell also organizes summer internships for the pre-final year B. Tech. students. This year, the cell has been actively involved in placement of the final year UG students and final year PG students, who were admitted in year 2012 and 2014 respectively. Out of 100 B.Tech students Registered having $CPI \geq 6.5$, 94 have got placed in 33 different organizations of repute. The average B.Tech package is Rs 9.94 lakhs per annum. Also out of 54 PG students, who registered for placement, 17 have got placed.

The highest package of more than INR One Crore was offered by Google during PPO (Pre Placement Offer) and Rs. 27 Lakhs per annum by Amazon during Campus Placement for both B.Tech and M.Tech students.

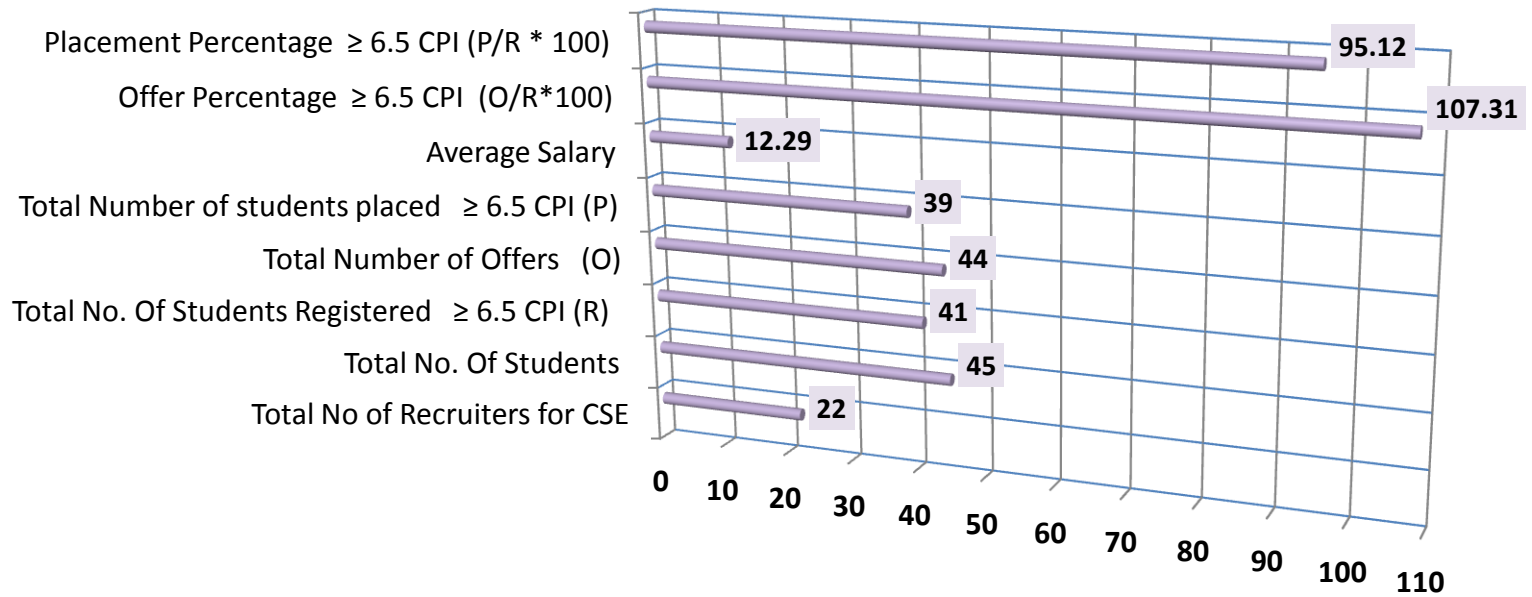
Total 94% of the B.Tech with $CPI \geq 6.5$ and 31.48% of the M.Tech students has been placed through campus Placement.

B.Tech-Placement Data for Session 2015-16 - TPC, IIT Patna	
Total No. Of Students	116
Total No. Of Students Registered ≥ 6.5 CPI (R)	100
Total Number of students placed ≥ 6.5 CPI (P)	94
Average Salary	9.94
Offer Percentage ≥ 6.5 CPI (O/R*100)	118
Placement Percentage ≥ 6.5 CPI (P/R * 100)	94

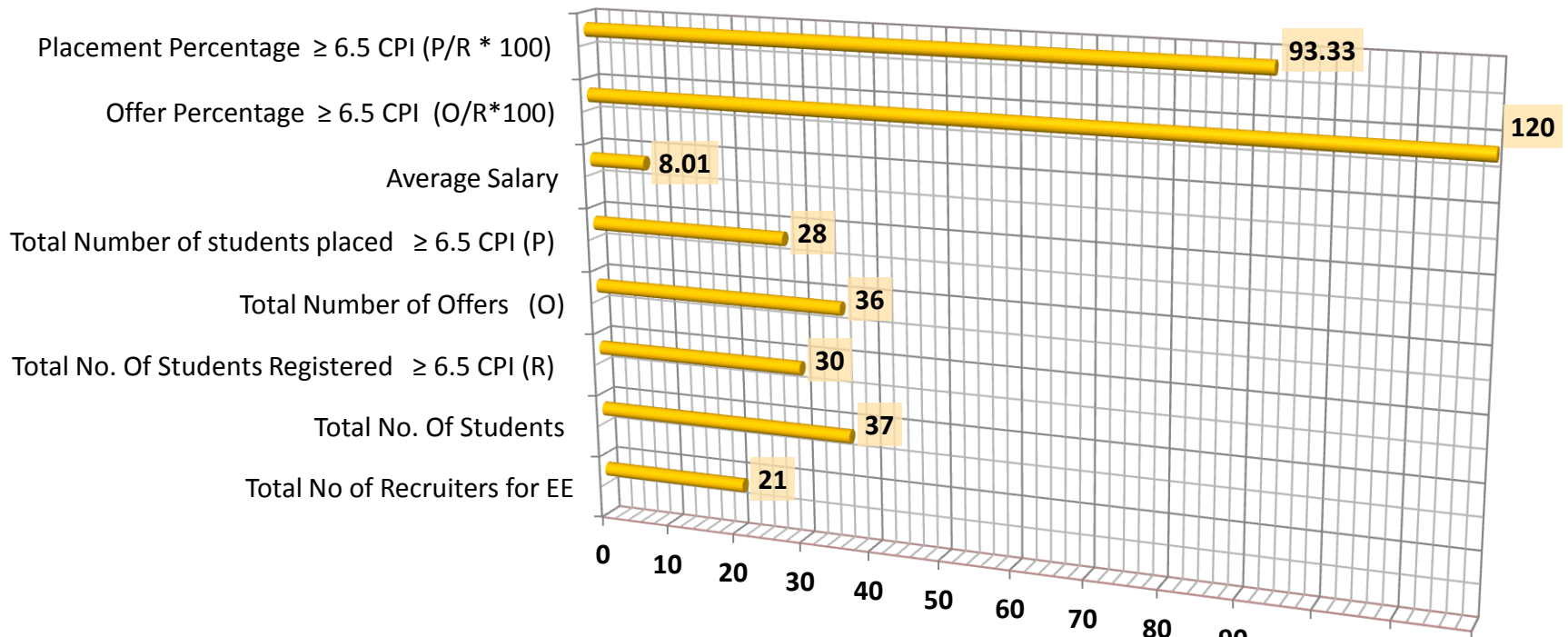
M.Tech-Placement Data for Session 2015-16 - TPC, IIT Patna	
Total No. Of Students	88
Total No. Of Students Registered (R)	54
Total Number of Offers (O)	18
Total Number of students placed (P)	17
Average Salary	5.76
Offer Percentage (O/R*100)	33.33
Placement Percentage (P/R * 100)	31.48

Program-Wise Placement Data 2015-16			
Academic Program	No. of Students Registered	No. of Students Placed	% of Students Placed
B.Tech	112	97	86
M.Tech	54	17	31.48

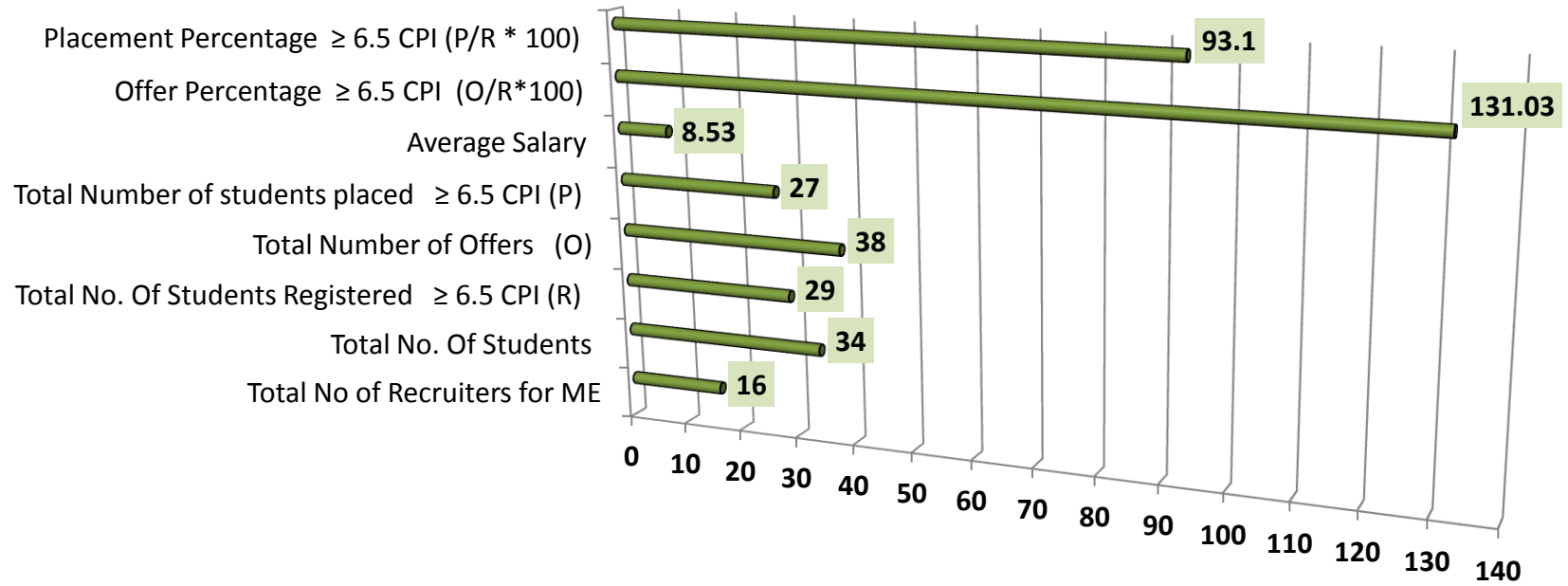
Placement Data of B.Tech Computer Science & Engineering for Session 2015-16- TPC, IIT Patna



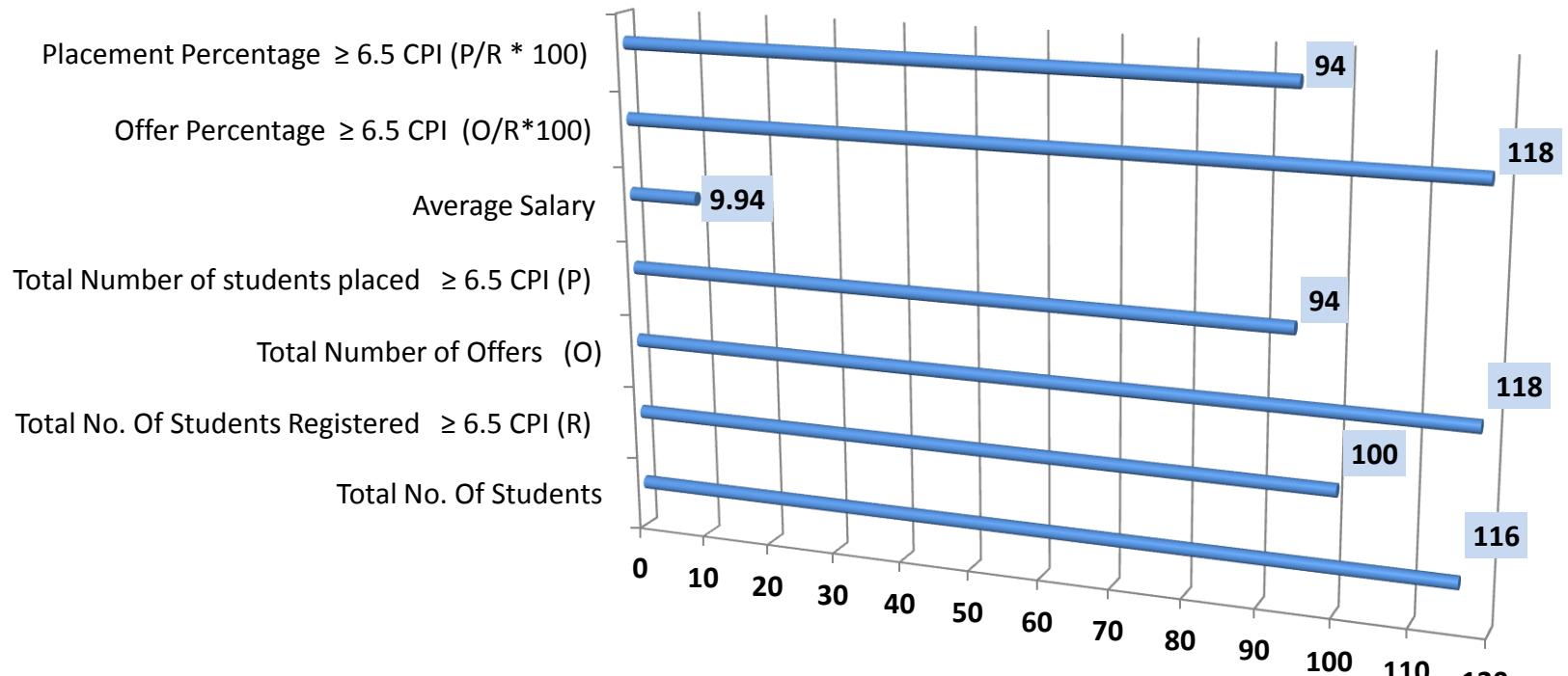
Placement Data of B.Tech Electrical Engineering for Session 2015-16- TPC, IIT Patna



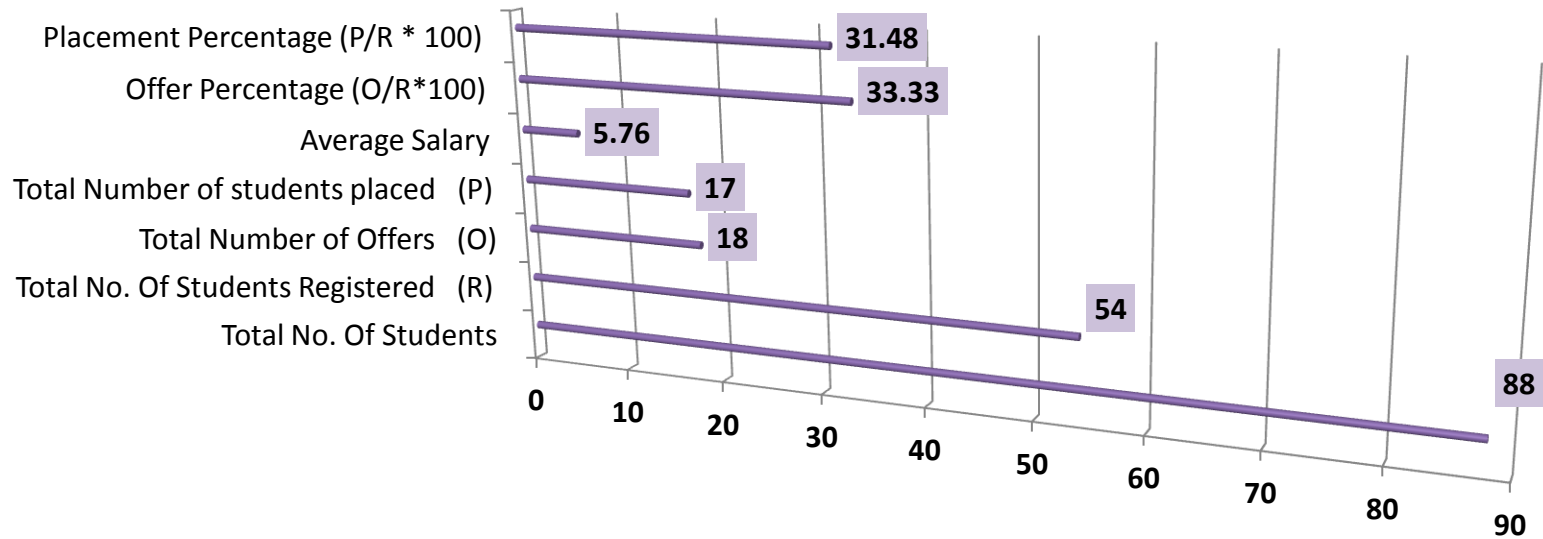
Placement Data of B.Tech Mechanical Engineering for Session 2015-16- TPC, IIT Patna



B.TECH- PLACEMENT SUMMARY FOR SESSION 2015-16 - TPC, IIT Patna



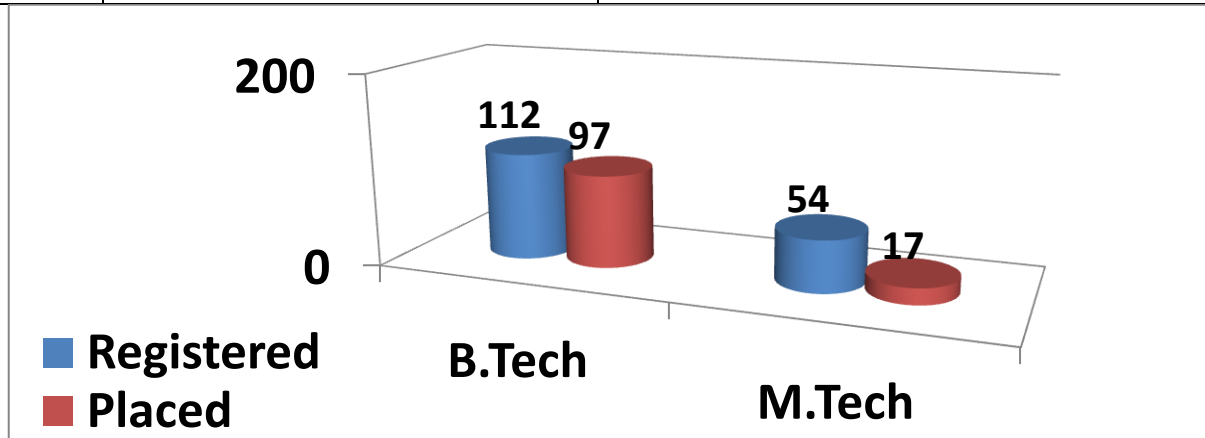
M.Tech-Placement Data for Session 2015-16 - TPC, IIT Patna



No. of Students Registered vs. No. of Students Placed

Campus Placement 2015-16, IIT Patna

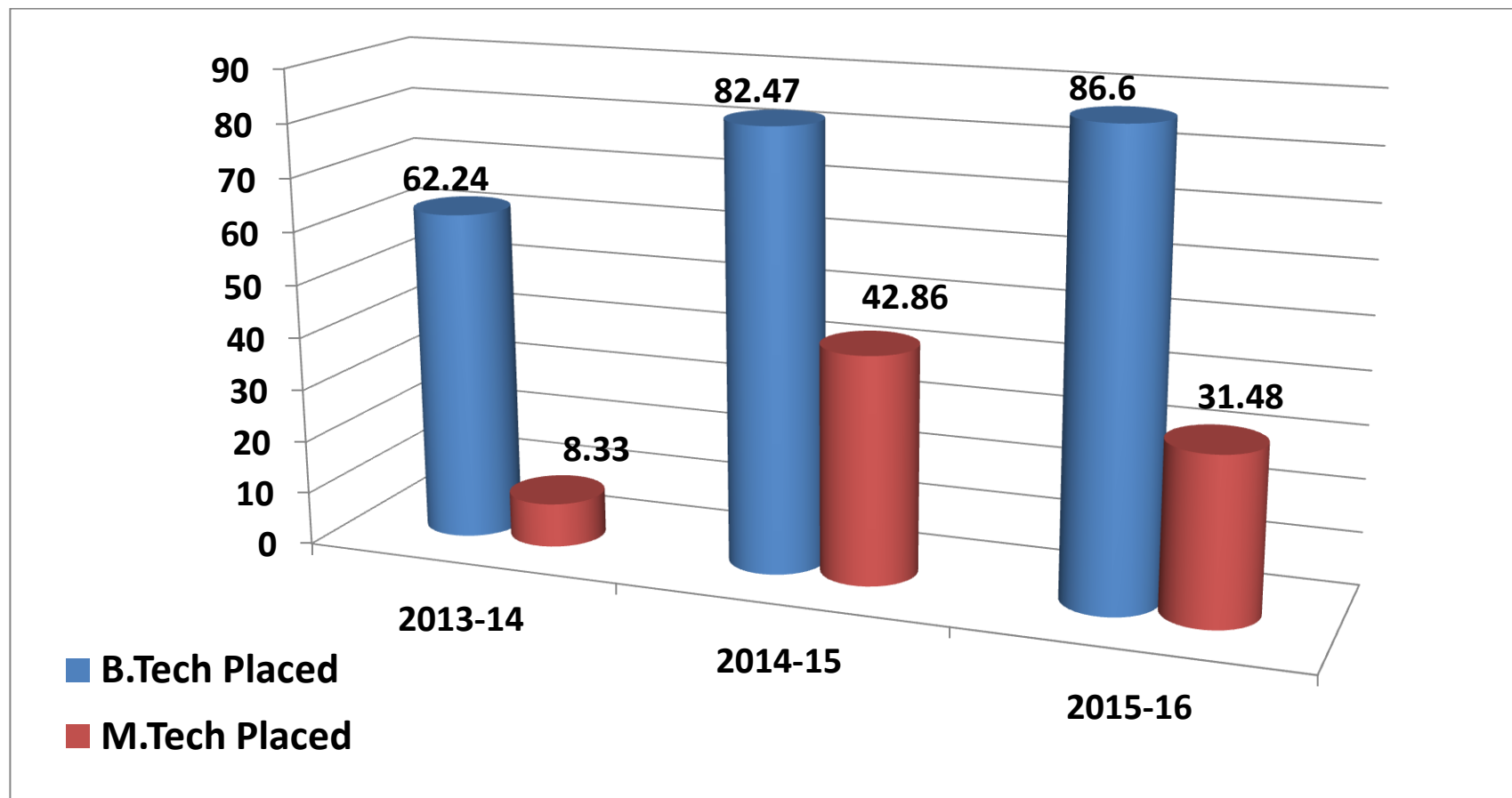
Stream	B.Tech	M.Tech
Registered	112	54
Placed	97	17



Comparison of % of Students Placed in Different Academic Years

2013-14 vs. 2014-15 vs. 2015-16


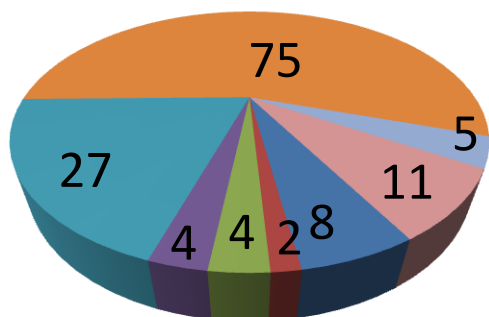
Year	2013-14	2014-15	2015-16
B.Tech Placed	62.24	82.47	86.6
M.Tech Placed	8.33	42.86	31.48




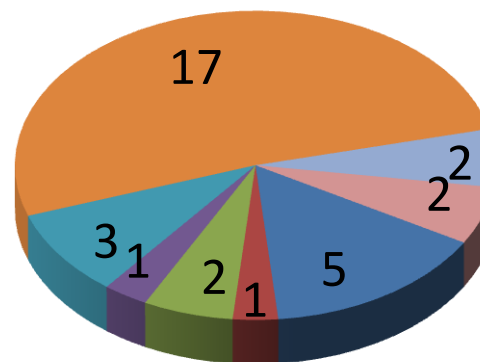
Sector-Wise Selection for B.Tech & M.Tech Students

Sector	No of Organizations	No of offers
Analytics	5	8
Consulting	1	2
Engineering & Technology	2	4
Finance	1	4
Public Sector/Government	3	27
Computer Science, Software IT	17	75
Networking	2	5
Automobile	2	11

No. of Offers



No. of Organizations



Major Recruiters. Campus Placement 2015-16, IIT Patna

